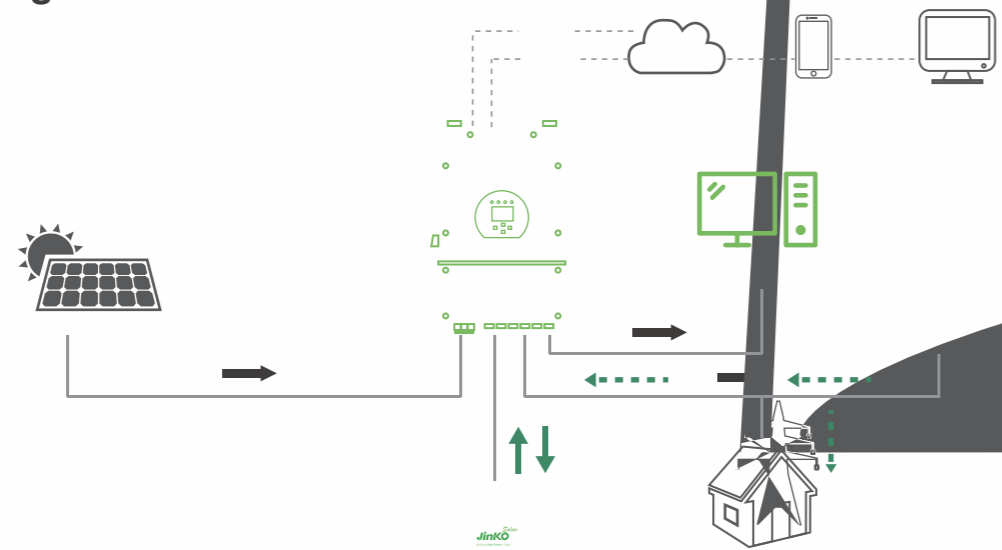
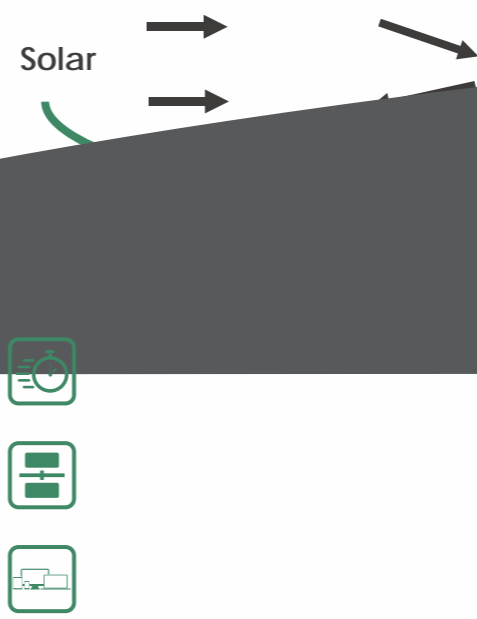


# Residential On/Off-Grid ESS



Circuit Diagram




Mode 1



Mode 2






**Pack Configuration**



| Type | Low Voltage | High Voltage |
|------|-------------|--------------|
|      |             |              |
|      |             |              |
|      |             | ~ ~          |
|      |             |              |

**Low Voltage**



| Item | 3.6kW-7.2kWh | 5kW-9.6kWh | Q = | Q = N |
|------|--------------|------------|-----|-------|
|      |              |            |     |       |
|      |              |            |     |       |
|      |              |            |     |       |
|      |              | •          | q   | k     |
|      |              |            |     |       |
|      |              |            |     |       |
|      |              |            |     |       |

## High Voltage



## System Specifications



